

HISTORY:

Business Accessories has been supplying Desk Accessories, Visual Boards and Tables to the contract furniture industry for over forty years. In 2002, Business Accessories was purchased by Manfred Koch, a recognized international designer in Europe and the United States. The manufacturing facility is now located in the new Tri-County Business Park, Chaffee, NY.

Since 2010, Business Accessories became a Women Owned Business under the direction of Alejandra Koch.

MISSION:

Business Accessories will maintain a commitment to quality and will preserve a tradition of hand crafted excellence using only premium materials.

GOAL:

To offer an Innovative line of Desk & Office Accessories, Building Accessories, Visual Aids, Tables and Chairs that provide a balance of Design, Function, Value and Quality.

BUSINESS ACCESSORIES LLC
13700 Tri-County Business Park
Chaffee, NY 14030

1-585-492-2685
FAX: 1-585-492-2731
WEB: www.bizacllc.com



BUILDING ACCESSORIES



c a t a l o g

- Bellman Carts
- Coat Trees/Umbrella Stands
- Sign/Menu Fames
- Clocks
- Crowd Control Posts/Ropes
- Coat Hooks/Coat Bars
- Magazine Racks/Chart Holders



Bellman Carts



6600-SA-BY

These attractive carts are easy to control in either 6 or 4 wheel models. Various options of enamel & metal finishes, black or gray tires, and 8 carpet colors allow you to custom design these carts. Carts equipped with optional pneumatic tires provide a quiet and smooth ride.

PREMIUM BELLMAN CARTS- Two Tone (Metal & Enamel Choice)

Model #	Description	Dimensions	No. Wheels	Clothes Hooks
6600*	Premium Cart	71" H x 49" L to 25" W	6, 8" Pneumatic	8

DELUXE BELLMAN CARTS- MonoTone

Model #	Description	Dimensions	No. Wheels	Clothes Hooks
6500*	Deluxe Cart	71" H x 49" L to 25" W	4, Solid Rubber†	0 (Cross Bars)
6400*	Deluxe Cart	71" H x 41" L to 25" W	4, Solid Rubber†	0 (Cross Bars)
5500*	Deluxe Cart	71" H x 41" L x 25" W	4, 8" Pneumatic	8
CR2*	Side Rails	-	-	-

ECONOMY BELLMAN CARTS- MonoTone

Model #	Description	Dimensions	No. Wheels	Clothes Hooks
6140*	Economy Cart	71" H x 40.5" L to 24" W	4, Solid Rubber†	2
6135*	Economy Cart	71" H x 35" L to 24" W	4, Solid Rubber†	2

† PNEUMATIC TIRE UPGRADE

PW4	Pneumatic Tire Upgrade	Set of 4 Pneumatic
-----	------------------------	--------------------

*Specify Enamel or Metal Finish Choice:

SA	Satin Aluminum	LB	Light Bronze	TP	Taupe
BE	Satin Brass Powder Coat	WH	White	GR	Gray
HG	Hunter Green	BY	Burgundy	TC	Terra Cotta
BK	Black	CB	Copper Bronze	SG	Slate Grey
EB	Espresso Brown	SD	Statuary Bronze	SY	Safety Yellow
BL	Midnight Blue	SN	Sand		

See Enamel color & Carpet charts below.



CR2-BE
Side Containment
Rails shown on
Model 6500-BE



CR2-BE
Side Containment
Rails shown on
Model 6140-BE

POWDER COAT COLORS

BLACK	WHITE	GREY	SAND
BURGUNDY	ESPRESSO BROWN	HUNTER GREEN	SLATE GREY
STATUARY BRONZE	LITE BRONZE	COPPER BRONZE	SAFETY YELLOW
TERRA COTTA	MIDNITE BLUE	TAUPE	SATIN BRASS



PW4
Optional Pneumatic Tire upgrade to
replace standard hard rubber wheels.

CARPET COLORS

Beige	Black	Blue	Brown
Burgundy	Gray	Hunter Green	Mauve



Coat Racks- Wall Mounted

All aluminum, modular construction with standard lengths of 24", 30", 36", 48", 54", 60", 66", 72", 78", 84", 90", and 96". Available in 6" increments. Units extend approximately 13" from the wall (except 42" racks). Solid, riveted, aluminum hangers also available.

ALUMINUM WALL CLOTHES RACKS

Model #	Description	Capacity	Finishes
501*	1 Shelf / w. Hanger Bar	4 coats per foot	SA, GA
502*	2 Shelf / w. Hanger Bar	4 coats per foot	SA, GA
8000B*	2 Shelves/w. Hanger Bar/Hook Strip	4 coats per ft. on bar, 4 hooks	SA
8000C*	1 Shelf / w. Hanger Bar/Hook Strip	4 coats per ft. on bar, 4 hooks	SA
9000C*	1 Shelf / 3 Hook Strips	12 coats per ft.	SA

COAT HANGERS (Minimum order 6 Hangers)


Model #	Description	Dimensions	Finish
16*	Solid Aluminum Hangers	3/16" x 1/2" x 17"	SA
1600*	Solid Aluminum Hangers	3/16" x 5/16" x 17"	SA
1600-GA	Anodized Brass Solid Alum. Hangers	3/16" x 5/16" x 17"	GA

*Specify Finish & Length (inches):

SA	Satin Aluminum	GA	Anodized Brass
----	----------------	----	----------------



8000C-SA



501-GA



501-SA



8000C



9000C



502-SA



B@ Wardrobe Racks— Wheeled

Sturdy, bright aluminum, and mobile Wardrobe Racks available in 3 and 5 foot models. Units ship flat and are easy to assemble requiring simple wrench to secure (2 provided) bolts.

ALUMINUM WALL CLOTHES RACKS

Model #	Description	Coat Capacity	Length	Height	Width
134-SA	Wardrobe	32-40	4'	64"	22"
135-SA	Wardrobe	40-50	5'	64"	22"

Above racks sold w. open loops— closed loop hangers available upon request

724-SA	Wardrobe	16-20	4'	64"	22"
725-SA	Wardrobe	20-25	5'	64"	22"

823-SA	Wardrobe	12-15	3'	66"	18"
824-SA	Wardrobe	16-20	4'	66"	18"
825-SA	Wardrobe	20-25	5'	66"	18"

COAT HANGERS (Minimum order 6 Hangers)

Model #	Description	Dimensions	Finish
16-SA	Solid Aluminum Hangers	3/16" x 1/2" x 17"	SA
1600-SA	Solid Aluminum Hangers	3/16" x 5/16" x 17"	SA
1600-GA	Anodized Brass Solid Alum. Hangers	3/16" x 5/16" x 17"	GA



134-SA



724-SA

825-SA

Don't forget
the hangers!



16-SA




B@ Coat Trees

These all aluminum Coat Trees are a great alternative to our larger wall and floor Coat Racks. Bright finish will retain its like-new appearance for many years of service. Note: model 360-SA has a revolving hook turret. Satin and Anodized Brass Aluminum finishes available to coordinate with other product line pieces.

ALUMINUM COAT TREES

Model #	Description	Hooks	Height	Base	Post
302-SA	Satin Aluminum	8	69"	14"	1"
351-SA	Satin Aluminum	8	69"	14"	1.5"
351-BE	Satin Brass Enamel	8	69"	14"	1.5"
360-SA	Revolving Satin Alum.	20	69"	14"	1.5"

SA Satin Aluminum BE Satin Brass Enamel



302-SA

360-SA

351-SA 351-BE

Umbrella Stands

These attractive stands are all aluminum and built to last. They will retain their like-new appearance for many years of service. Integrated drip pan keeps rain drops from dampening carpets. As always, finishes coordinate with other lobby components (Coat Racks etc.), available in Satin Aluminum or Satin Brass Enamel finish.

UMBRELLA STANDS

Model #	Description	Capacity	Dimensions	Finishes
1690-*	Umbrella Rack	12	18"H x 12"W x 10" D	SA, BE
1890-*	Umbrella Rack	24	18"H x 24"W x 10" D	SA, BE

*Specify Finish:

SA Satin Aluminum BE Satin Brass Powder Coat



1890-SA

1690-SA

1690-BE

Aluminum
 Attractive metal or enamel floor standing signs that will be sure to get noticed. Heavy weight bases and solid extruded frames assure years of service. Order Clear Plexiglass Panels to protect framed contents or use with Fluorescent Markers for an eye catching display.



Easy Change FLOOR STANDS

Model #	Description	Inside Frame Dim.
FV1114-*	Floor Sign Frame	11" H x 14" W
FV1411-*	Floor Sign Frame	14" H x 11" W
FV2822-*	Floor Sign Frame	22" H x 22" W

1/4" Track, 1 1/2" Diameter Post and 14" Base

Easy Change WALL MOUNT

Model #	Description	Inside Frame Dim.
WV1114-*	Floor Sign Frame	11" H x 14" W
WV1411-*	Floor Sign Frame	14" H x 11" W
WV2822-*	Floor Sign Frame	22" H x 22" W



Easy Change system features lift-off top channel for quick content change.

CLEAR PLEXIGLASS

Item #	Description	Sizes
PW	1/8" Plexiglass	11" x 14" 22" x 14" 28" x 22"
SN	Sintra® Backing	11" x 14" 22" x 14" 28" x 22"

FLOOR STANDS

Model #	Description	Inside Frame Dim.
F41114-*	Floor Sign Frame	11" H x 14" W
F41411-*	Floor Sign Frame	14" H x 11" W
F42214-*	Floor Sign Frame	22" H x 14" W
F42822-*	Floor Sign Frame	28" H x 22" W


1/4" Track, 1 1/2" Diameter Post and 14" Base

WALL MOUNT FRAMES

Model #	Description	Inside Frame Dim.
W41114-*	Floor Sign Frame	11" H x 14" W
W41411-*	Floor Sign Frame	14" H x 11" W
W42214-*	Floor Sign Frame	22" H x 14" W
W42822-*	Floor Sign Frame	28" H x 22" W



Wall Units also available.



OPEN-FACE FLOOR STANDS- Changeable Letters

Model #	Description	Inside Frame Dim.
FS61-1114-*	Floor Sign Frame	11" H x 14" W
FS61-1411-*	Floor Sign Frame	14" H x 11" W
FS61-2214-*	Floor Sign Frame	22" H x 14" W
FS61-2822-*	Floor Sign Frame	28" H x 22" W
FS5-*	Scroll Sign Frame	28" H x 22" W

1/4" Track, 1 1/2" Diameter Post and 14" Base

PLEXI FRONT FLOOR STANDS- Changeable Letters

Model #	Description	Inside Frame Dim.
FSE61-1114-*	Plexi Front Floor Sign	11" H x 14" W
FSE61-1411-*	Plexi Front Floor Sign	14" H x 11" W
FSE61-2214-*	Plexi Front Floor Sign	22" H x 14" W
FSE61-2822-*	Plexi Front Floor Sign	28" H x 22" W
FSE5-*	Plexi Front Scroll	28" H x 22" W

1/4" Track, 1 1/2" Diameter Post and 14" Base



Menu Stand options with Plexiglass front for encasing printed menus or... Use the Wet Erasable Fluorescent Markers for eye-grabbing, handwritten specials!

MENU FLOOR STANDS- Plexiglass Fronts with Black Velour Back Panel

Model #	Description	Inside Frame Dim.
MV1114-*	Menu Sign	11" H x 14" W
MV1824-*	Menu Sign	18" H x 24" W
MV2228-*	Menu Sign	22" H x 28" W

1 1/2" Diameter Post and 14" Base

WIPE-OFF MENU FRAMES- Plexiglass Fronts & Black Marker Board

Model #	Description	Inside Frame Dim.
MW1114-*	Menu Sign	11" H x 14" W
MW1824-*	Menu Sign	18" H x 24" W
MW2228-*	Menu Sign	22" H x 28" W

WET Erasable FLUORESCENT MARKERS

WMV1114-** For Wipe-off Menus -

** FM-R (Red), FM-BL (Blue), FM-G (Green), FM-Y (Yellow), FM-P (Pink), FM-W (White)

***Specify Finish:**

BK Satin Black	SA Satin Aluminum	MB Mirror Brass
BE Black Enamel	MC Mirror Chrome	

CLOCKS

Commercial quality time pieces for dependable and accurate service. Clean, easy-to-read faces with large, bold numbers and second hand. Contemporary design complements any office setting.



080800



080801



080802



080803



080804



080805

CLOCKS

Model #	Description	Diameter	Features
080800	Black Frame	8.5"D x 1.25" D	-
080801	White Frame	8.5"D x 1.25" D	Fabric hanger included
080802	Black Frame	13.5"D x 1.25" D	-
080803	White Frame	13.5"D x 1.25" D	-
080804	Black Frame	12"D x 1.75" D	Day/Date window
080805	White Frame	13.5"D x 1.75" D	Patterned aluminum face



B@ Crowd Control— Classic Collection

Attractive traditional or contemporary designs. Combine with plush ropes for an elegant way to guide and control foot traffic. Posts have low profile, extra heavy base for stability. Crown tops have a 4-way hook ring to allow hookup from any direction.



CLASSIC CROWD CONTROL POSTS

Model #	Description	Height	Pole Diam.	Base Diam.
1327-*	Post	38"	1.5"	14"
1134-*	Post	38"	2"	11.5"

*Specify Pole & Snap Finish:

BK Satin Black	SA Satin Aluminum	MB Mirror Brass
MC Mirror Chrome	BE Satin Brass Powder Coat	

CLASSIC ROPE COVERS (Ropes are complete with two snap ends)

Model #	Description	Rope Lengths:						
N3-*	Nyvel	2'	3'	4'	5'	6'	7'	8'
P3-*	Naugahyde	2'	3'	4'	5'	6'	7'	8'
CV3-*	Crushed Velvet	2'	3'	4'	5'	6'	7'	8'
TW3-*	Tweed	2'	3'	4'	5'	6'	7'	8'



VP14 Floor Protector

RUBBER BASE

Model #	Description	Size
VP14	Rubber Floor Protector	14" Diam.



VP14 Floor Protector

RUBBER BASE

Model #	Description	Size
VP14	Rubber Floor Protector	14" Diam.

Crowd Control— Extenda-Band

Extenda-Band is a spring loaded, self-storing system eliminating the need for ropes. Band lengths of 7' & 12' allows for exact fit between two points. Couple pole stands with wall mounted receptacles or wall mounted Extenda-Band units as another solution to all of your crowd control needs.



EXTENDA POSTS (Single Head Bands)

Model #	Description	Height	Band	Pole Diam.	Base Diam.
112-*	Bell Bottom	40"	7'	2"	11.5"
130-*	Spiral Post	40"	7'	2"	14"
131-*	Reed Post	40"	7'	2"	14"
132-*	Contemp. Post	40"	7'	2"	14"

EXTENDA POSTS (Four Head Bands)

Model #	Description	Height	Band	Pole Diam.	Base Diam.
152-*	Contemp. Post	40"	12'	2.5"	14"

*Specify Finish:

BK Satin Black	SA Satin Aluminum	MB Mirror Brass
MC Mirror Chrome	BE Satin Brass Powder Coat	



NYVEL ROPES
Colors (Left to Right) Red, Wine, Navy, Gold, Brown, Gray, Tan, Black, Blue & Hunter Green

Naugahyde ROPES
Maroon, Gray, Gold, Brown, Green, Blue & Black

CRUSHED VELVET ROPES
Brown, Blue, Gold, Black & Red

TWEED ROPES
Burgundy, Blue, Black, Pewter, Maroon, Tan & Brown



SIGN HOLDER
LP3-BE
(Accepts 1/8" thickness Sign)

EASY CHANGE FRAME
LP41411-BE
(14" x 11")



Easy Change system features lift-off top channel for quick content change.



W2 Wall Receivers

W21 Wall Receivers

SIGN TOPS

Model #	Description	Inside Frame Dim.
LP41114-*	Easy Change Sign	11" H x 14" W
LP41411-*	Easy Change Sign	14" H x 11" W
LPV41411-*	Easy Change Sign	14" H x 11" W
LP3-*	Sign Holder Bracket	-

SNAP END

Model #	Description	Capacity
W2-*	Snap End Receiver	3
W21-*	Snap End Receiver	1

*Specify Finish:

BE Satin Brass Powder Coat	SA Satin Aluminum
MB Mirror Brass	BK Black Enamel
MC Mirror Chrome	SD Statuary Bronze



BK Black **BL** Blue **BN** Brown **BY** Burgundy **FG** Forest Green **GR** Gray **NB** Navy Blue **RD** Red **SY** Yellow/Black **YL** Bright Yellow



Heads allow for 4 way connection (1 band with 3 receptors)

BW3 Wall Receptor

W31 Wall Unit (6',6" Band)

W12 Wall Unit (12' Band)

W15 Wall Unit (15' Band)



EN71

E1114

WALL ACCESSORIES

Model #	Description	Band Length	Mounting Hardware
BW3	Wall Receptor	-	Included
W31-*	Wall Unit	7'	Included
W12-*	Wall Unit	12'	Included
W15-*	Wall Unit	15'	Included

SIGN TOPS

Model #	Description	Inside Frame Dim.
EN71-*	Sign Holder	-
E1114-*	Easy Change Sign	11" H x 14" W

*Specify Finish:

BE Satin Brass P.C.†	SA Satin Aluminum	MB Mirror Brass
BK Black Enamel	MC Mirror Chrome	SD Statuary Bronze

† Powder Coat finish



B@ Safety Yellow— Extenda-Band

Safety Yellow Extenda-Band system with rugged textured, high-impact ABS bases. Choose from our large inventory of ready made Safety Signs as shown below.

EXTENDA-BAND POST SYSTEM (Single Head Bands)

Model #	Description	Height	Band	Pole Diam.	Base Diam.	Base Color
162*	Safety System	40"	7"	2" Yellow	14"	Black
172*	Spiral Post	40"	12'	2.5" Yellow	14"	Black
W31BK-EB*	Wall Unit	—	7'	—	—	—
W12BK*	Wall Unit	—	12'	—	—	—
BW3	Wall Receptor	—	—	—	—	—

SIGN HOLDER

F72	Yellow Sign Holder	39"	—	1.5" Yellow	14"	Black
-----	--------------------	-----	---	-------------	-----	-------

RUBBER BASE

Model #	Description	Size
VP14	Rubber Floor Protector	14" Diam.



VP14 Floor Protector

*Specify Band Color:

SY Yellow/Black

YL Bright Yellow



SY Yellow/Black YL Bright Yellow




W12 Wall Unit (12' Band)

W31 Wall Unit (7' Band)

BW3 Wall Receptor



B@ Crowd Control— Loop Top



1315-SA

1315-BK

1315-HG

1315-BY

1315-SY

1315-BE

Highly visible Safety Yellow posts with all-weather, high impact textured ABS bases. For use with polypropylene rope or plastic chain. The system is very versatile in that posts can be positioned at extended distances because they are not limited by the length of segmented rope. Thereby reducing the number of posts needed to span an area. Our loop posts are an economical way to control traffic and crowds.

LOOP TOP POSTS

Model #	Description	Post Diam.	Base Diam.
1315-*	Post	1.5"	14"

TRADITIONAL HOOK TOP POSTS

Model #	Description	Post Diam.	Base Diam.
1327-*	Post	1.5"	14"

POLYPROPYLENE ROPE

Model #	Description	Diam.	Color	\$ Per Foot
TP5BK	Rope	.5"	Black	Call
TP5SY	Rope	.5"	Safety Yellow	Call
TP5SYBK	Rope	.5"	Safety Yellow & Black	Call

PLASTIC CHAIN— Equipped with Snap Ends, both ends

Model #	Description	Size	Lengths	Color
PC3	Plastic Chain	2" Links	6, 8, 10, 12'	WH, SY, BK

SNAP ENDS— Have closed swivel loops (order CRIMPS when attaching to rope)

Model #	Description
SC4	Chrome Snap
GSC4	Brass Snap

CRIMPS— For attaching Snap Ends

Model #	Description
CR5	Chrome Crimp
GCR5	Brass Crimp

*Specify Enamel or Metal Finish Choice:

SA	Satin Aluminum	HG	Hunter Green
BE	Satin Brass P.C.†	SY	Safety Yellow
BK	Satin Black	WH	White

† Powder Coat finish



1315 Shown with Plastic Chain



1327 Shown with Polypropylene Rope

Safety Yellow Signs

SAFETY SIGNS Bright Yellow Signs (11" H x 14" W x 1/8" Thick) for use with F72 Floor Standing Sign Holder.

Model #	Description	Model #	Description
S18-Y-1	NO SMOKING	S18-Y-12	CAUTION - DO NOT ENTER
S18-Y-2	ALL VISITORS MUST SIGN IN	S18-Y-13	CAUTION - WATCH YOUR STEP
S18-Y-3	NO SMOKING BEYOND THIS POINT	S18-Y-14	DANGER - HIGH VOLTAGE
S18-Y-4	CAUTION	S18-Y-15	OUT OF SERVICE
S18-Y-5	CAUTION - MEN WORKING	S18-Y-16	CAUTION - BLANK
S18-Y-6	NOTICE - AUTHORIZED PERSONNEL ONLY	S18-Y-17	NO SMOKING IN THIS AREA
S18-Y-7	RESTRICTED AREA - DO NOT ENTER	S18-Y-18	DANGER - KEEP OUT
S18-Y-8	CAUTION - WET FLOORS	S18-Y-19	DANGER - RESTRICTED AREA
S18-Y-9	WATCH YOUR STEP	S18-Y-20	NOTICE EMPLOYEES ONLY
S18-Y-10	NO ADMITTANCE		
S18-Y-11	PLEASE EXCUSE OUR APPEARANCE WHILE WE RENOVATE		

SIGN HOLDER

Model #	Description	Height	Post Diam.	Post Color	Base Color	Base
F72	Yellow Floor Stand	39"	1.5"	Yellow	Black	14"



F72-S18-Y-7 (Sign Holder)



RUBBER BASE

Model #	Description	Size
VP14	Rubber Floor Protector	14" Diam.

VP14 Floor Protector





Coat Hooks

These handsome and sturdy hooks are available in a variety of unique designs to add a distinctive touch. Choose a traditional or contemporary metal finish of satin chrome, anodized gold/silver, mirror chrome, polished aluminum, polished brass or white/black designed to complement any office decor.

NOTE: Bold numbers indicate metal finishes offered (See page bottom)



Metal Finish Choices:

850	Polished Chrome	861	Polished Brass
852	Satin Chrome	862	Satin Brass
853	Polished Aluminum	868	Gold Anodized
858	Dark Bronze	869	Silver Anodized

COAT BARS

Wooden Coat Bars

Standard lengths of 2 or 4 hook configurations (12" or 24" wide). Choose the standard Clear Ash finish or any of the Premium Wood finishes shown below. Choose any of our coathooks shown on the previous COAT HOOKS page.



AL3-SA



224-SA (24")

ALUMINUM HOOK BARS

Model #	Description	Hooks	Width	Height
224-SA	Satin Aluminum Bar	8	24"	2"
230-SA	Satin Aluminum Bar	10	30"	2"
236-SA	Satin Aluminum Bar	12	36"	2"



SH3-SA (12")

ALUMINUM HOOK BARS

Model #	Description	Hooks	Width	Height
SH3-SA	Satin Aluminum Bar	3	12"	2"



AL3-SA (12")

ALUMINUM HOOK BARS

Model #	Description	Hooks	Width	Height
AL3-SA	Satin Aluminum Bar	3 Double	12"	2.5"

BAR SHAPE OPTIONS:

- R- Rectilinear
- C- Curvilinear

Coat Bar Wood or Plexiglass Options:

- 840** Clear Plexiglass
- 843** Smoke Plexiglass
- 890** Maple
- 891** Cherry
- 894** Oak



6182-894 (12")*

6082-840 (24")*

6082-893 (24")*

6182-896 (24")*

* Custom lengths are also available. Call your B@ rep. for details!

1 800-527-6848





Magazine Racks

Our series of Magazine Racks is highlighted by clear acrylic fronts, simple clean design and sturdy, finely-crafted wood cabinets. Cabinets are offered as radius edged or hard edged.



2000 Series
043012



2000 Series
043011



3000 Series
043055



Available with an optional time/date/temperature information center.



2000 Series
043002
(Shown in Custom Medium Oak finish)



709 Clear Ash

Arrange the acrylic fronts in the same or alternating directions to create a pattern!

MAGAZINE RACKS

Model #	Description	Pockets	Dimensions
043004*	Soft Radius	5 Pocket Vertical Rack	60"H x 14.75"W
043007*	Soft Radius	5 Pocket Horz Rack	14.75"H x 60"W
043054*	Hard Edge	5 Pocket Vertical Rack	60"H x 14.75"W
043057*	Hard Edge	5 Pocket Horz. Rack	60"H x 14.75"W
043002*	Soft Radius	4 Pocket Vertical Rack	48.5"H x 14.75"W
043006*	Soft Radius	4 Pocket Horz. Rack	14.75"H x 48.5"W
043052*	Hard Edge	4 Pocket Vertical Rack	48.5"H x 14.75"W
043056*	Hard Edge	4 Pocket Horz. Rack	14.75"H x 48.5"W
043005*	Soft Radius	4 Pocket Square Rack	29.5"H x 29.5"W
043055*	Hard Edge	4 Pocket Square Rack	29.5"H x 29.5"W
043011*	Soft Radius	2 Pocket Vertical Rack	24"H x 14.75"W
043012*	Soft Radius	2 Pocket Horz. Rack	14.75"H x 24"W
043061*	Hard Edge	2 Pocket Vertical Rack	24"H x 14.75"W
043062*	Hard Edge	2 Pocket Horz. Rack	14.75"H x 24"W

*Standard Finish:

709 Clear Ash

Call for custom finish upcharge.

Magazine Racks

4000 & 9000 Series

Both floor standing units and the 9000 series has the option of casters mounted to the base creating a mobile rack.



4000 Series
043014



9000 Series
043003

MAGAZINE RACKS

Model #	Description	Pockets	Dimensions
043003*	w. Casters	4+4 Pocket Vertical Rack	53"H x 21"Sq. Base
043013*	No Casters	4+4 Pocket Horz Rack	49.5"H x 21"Sq. Base
043014*		3 Pocket Vertical Rack, Round Top	45"H x 11"W

*Standard Finish:

709 Clear Ash

Call for custom finish upcharge.

Chart Holders



100 Series
0403015



200 Series
0403018



300 Series
0403050



400 Series
0403016



550 Series
0403017

CHART HOLDERS

Model #	Description	Dimensions
043015*	1 Pocket Open Top	11"H x 14.75"W
043018*	1 Pocket Radius Frame	14.75"H x 14.75"W
043050*	1 Pocket Hard-edge Frame	14.75"H x 14.75"W
043016*	1 Pocket Round Open Top	14.75"H x 11"W
043017*	1 Pocket Open Top	14.75"H x 14.75"W

*Standard Finish:

709 Clear Ash

Call for custom finish upcharge.

